

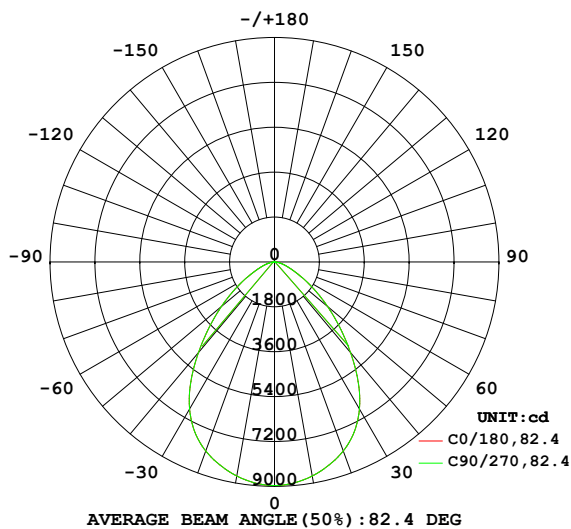
EVERFINE GONIOPHOTOMETERS SYSTEM TEST REPORT

LUMINAIRE PHOTOMETRIC TEST REPORT

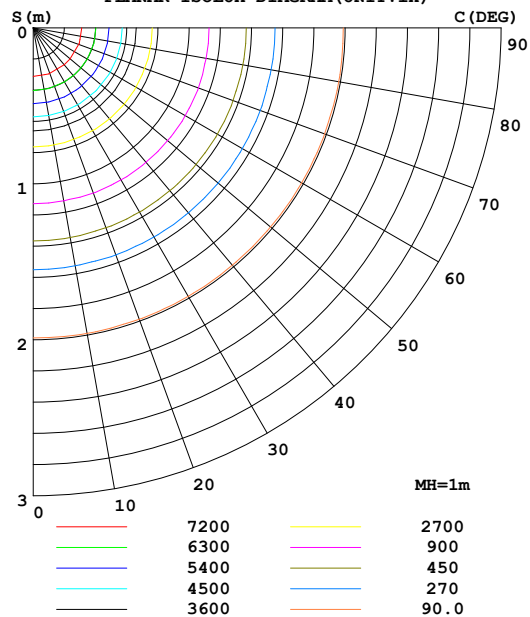
Test:U:230.0V I:0.448A P:100.0W PF:0.970 Freq:50.01Hz		
UTHDi:0.00% ITHDi:0.00% KDisp:0 Lamp Flux:16273.7x1 lm		
NAME: HB74-100-5080-H00214	TYPE:	WEIGHT:
SPEC.:	DIM.:	SERIAL No.:
MFR.:	SUR.:	Shielding Angle:

DATA OF LAMP		PHOTOMETRIC DATA Eff: 162.74 lm/W			
MODEL	/	I _{max} (cd)	8964	S/MH (C0/180)	1.15
NOMINAL POWER (W)	/	LOR (%)	100.0	S/MH (C90/270)	1.15
RATED VOLTAGE (V)	/	TOTAL FLUX (lm)	16274	η UP,DN (C0-180)	0.0,50.0
NOMINAL FLUX (lm)	16273.7	CIE CLASS	DIRECT	η UP,DN (C180-360)	0.0,50.0
LAMPS INSIDE	1	η up (%)	0.0	CIBSE SHR NOM	1.00
TEST VOLTAGE (V)	/	η down (%)	100.0	CIBSE SHR MAX	1.15

LUMINOUS INTENSITY DISTRIBUTION DIAGRAM



PLANAR ISOLUX DIAGRAM (UNIT: lx)



C Range: 0 - 360DEG
C Interval: 22.5DEG
Test Speed: HIGH
Temperature: 25.3°C
Operators: ZZX
Test Date: 2023-09-26

γ Range: 0 - 90DEG
γ Interval: 0.5DEG
Test System: EVERFINE GO-R5000_V2 SYSTEM V2.00.465
Humidity: 65.0%
Test Distance: 26.000m [K=0.4559]
Remarks:

EVERFINE GONIOPHOTOMETERS SYSTEM TEST REPORT

ZONAL FLUX DIAGRAM

ZONAL FLUX DIAGRAM:

γ	C0	C45	C90	C135	C180	C225	C270	C315	γ	Φ zone	Φ total	%lum, lamp
10	8714	8714	8714	8714	8714	8714	8714	8714	0- 10	843.4	843.4	5.18,5.18
20	8065	8065	8065	8065	8065	8065	8065	8065	10- 20	2377	3220	19.8,19.8
30	6813	6813	6813	6813	6813	6813	6813	6813	20- 30	3458	6678	41,41
40	4744	4744	4744	4744	4744	4744	4744	4744	30- 40	3630	10308	63.3,63.3
50	2780	2780	2780	2780	2780	2780	2780	2780	40- 50	2859	13166	80.9,80.9
60	1334	1334	1334	1334	1334	1334	1334	1334	50- 60	1787	14954	91.9,91.9
70	544.9	544.9	544.9	544.9	544.9	544.9	544.9	544.9	60- 70	868.1	15822	97.2,97.2
80	186.4	186.4	186.4	186.4	186.4	186.4	186.4	186.4	70- 80	363.5	16185	99.5,99.5
90	3.017	3.017	3.017	3.017	3.017	3.017	3.017	3.017	80- 90	88.50	16274	100,100
100									90-100			
110									100-110			
120									110-120			
130									120-130			
140									130-140			
150									140-150			
160									150-160			
170									160-170			
180									170-180			
DEG	LUMINOUS INTENSITY:cd									UNIT:lm		

Conical surface Flux(90deg): 11864 lm

%lum = 72.9%

%lamp = 72.9%

Conical surface Flux(120deg): 14954 lm

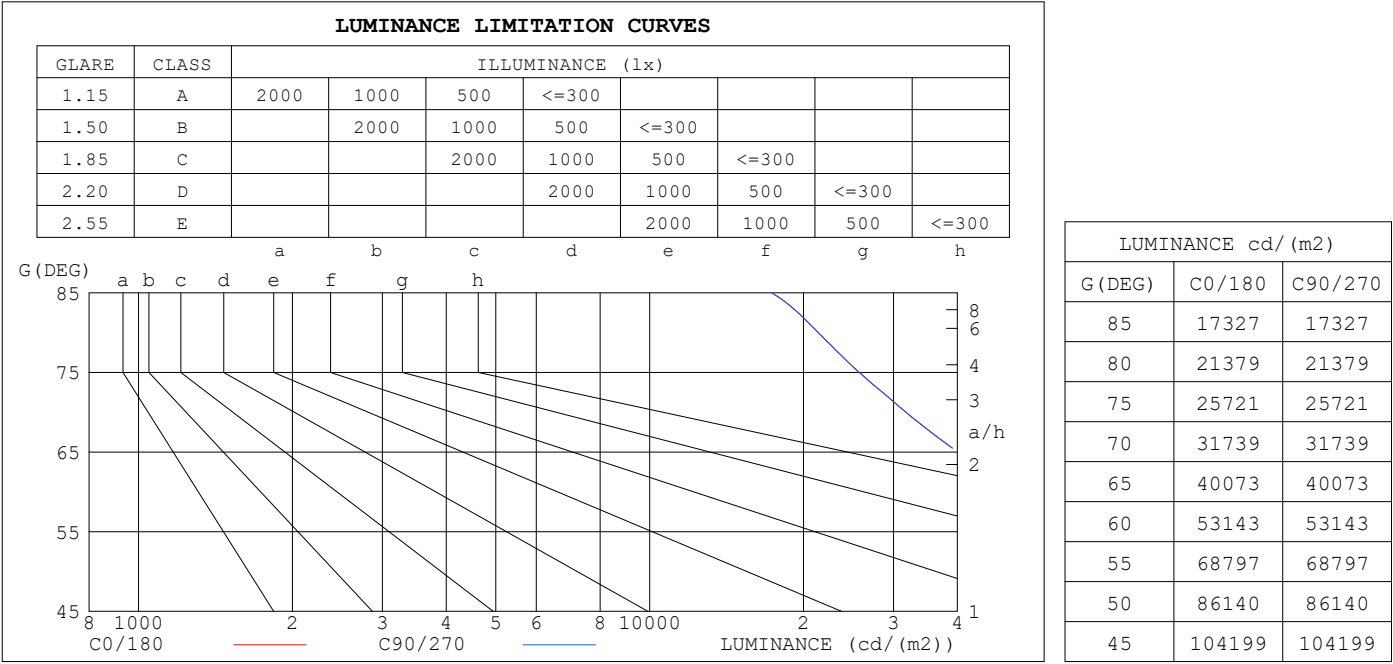
%lum = 91.9%

%lamp = 91.9%

C Range: 0 - 360DEG
C Interval: 22.5DEG
Test Speed: HIGH
Temperature:25.3°C
Operators:ZZX
Test Date:2023-09-26

γ Range: 0 - 90DEG
γ Interval: 0.5DEG
Test System:EVERFINE GO-R5000_V2 SYSTEM V2.00.465
Humidity:65.0%
Test Distance:26.000m [K=0.4559]
Remarks:

LUMINANCE LIMITATION CURVES



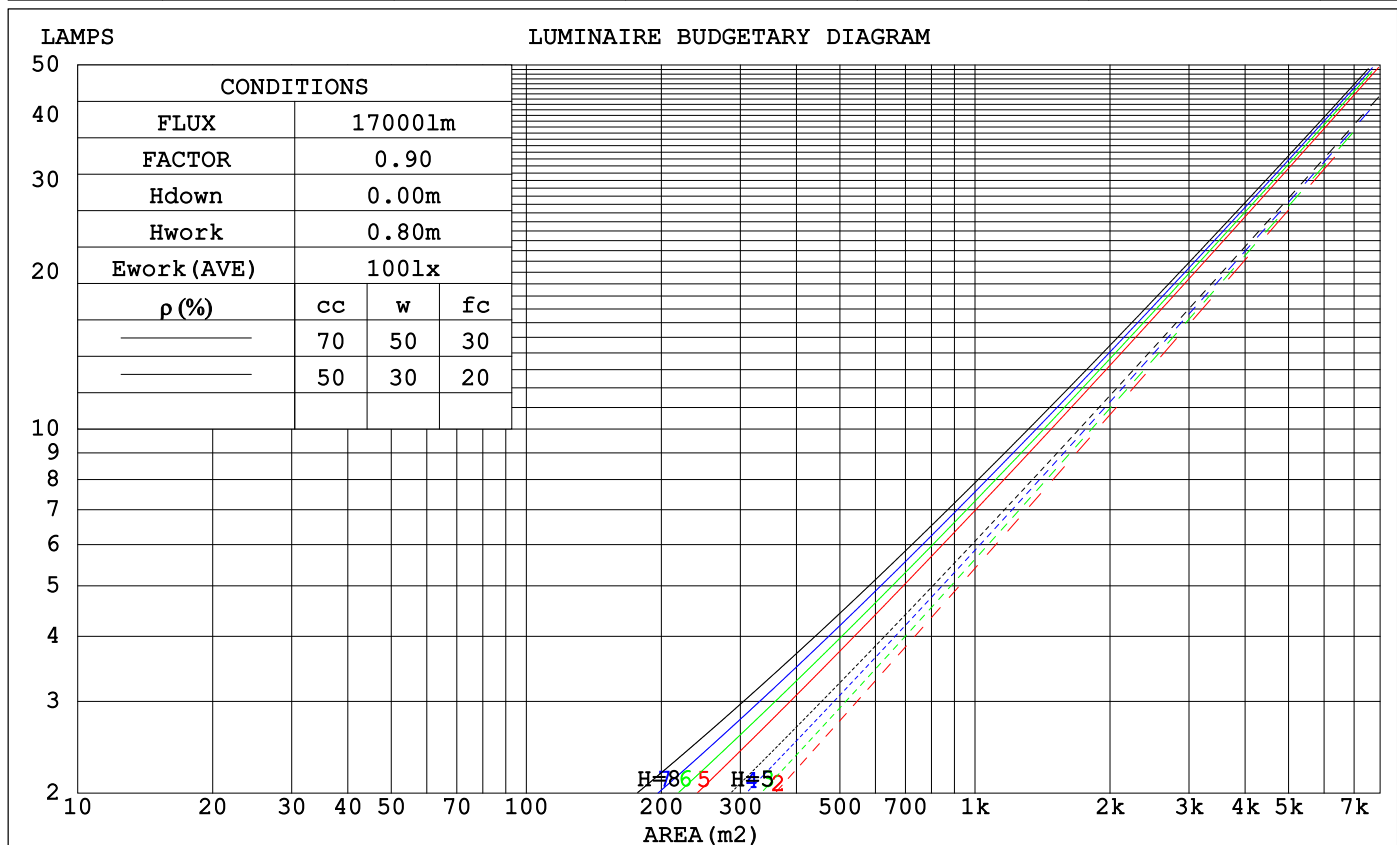
C Range: 0 - 360DEG
C Interval: 22.5DEG
Test Speed: HIGH
Temperature:25.3℃
Operators:ZZX
Test Date:2023-09-26

γ Range: 0 - 90DEG
γ Interval: 0.5DEG
Test System:EVERFINE GO-R5000_V2 SYSTEM V2.00.465
Humidity:65.0%
Test Distance:26.000m [K=0.4559]
Remarks:

EVERFINE GONIOPHOTOMETERS SYSTEM TEST REPORT

CU AND LUMINAIRE BUDGETARY ESTIMATE DIAGRAM

ρ_{cc}	80%			70%			50%			30%			10%			0
ρ_w	50%	30%	10%	50%	30%	10%	50%	30%	10%	50%	30%	10%	50%	30%	10%	0
ρ_{fc}	20%			20%			20%			20%			20%			0
RCR	RCR:Room Cavity Ratio						Coefficients of Utilization(CU)									
0.0	1.19	1.19	1.19	1.16	1.16	1.16	1.11	1.11	1.11	1.06	1.06	1.06	1.02	1.02	1.02	1.00
1.0	1.07	1.04	1.01	1.05	1.02	.99	1.01	.99	.96	.97	.95	.93	.94	.92	.91	.89
2.0	.97	.91	.86	.95	.90	.85	.91	.87	.83	.88	.85	.82	.85	.82	.80	.78
3.0	.87	.80	.75	.85	.79	.74	.83	.77	.73	.80	.76	.72	.78	.74	.71	.69
4.0	.79	.71	.66	.77	.71	.65	.75	.69	.64	.73	.68	.64	.71	.66	.63	.61
5.0	.72	.64	.58	.71	.63	.58	.69	.62	.57	.67	.61	.57	.65	.60	.56	.54
6.0	.65	.58	.52	.65	.57	.52	.63	.56	.51	.61	.55	.51	.60	.55	.51	.49
7.0	.60	.52	.47	.59	.52	.47	.58	.51	.46	.56	.51	.46	.55	.50	.46	.44
8.0	.55	.48	.43	.55	.47	.42	.53	.47	.42	.52	.46	.42	.51	.46	.42	.40
9.0	.51	.44	.39	.51	.44	.39	.50	.43	.39	.49	.43	.38	.48	.42	.38	.37
10.0	.48	.40	.36	.47	.40	.36	.46	.40	.35	.45	.39	.35	.44	.39	.35	.34



C Range: 0 - 360DEG
C Interval: 22.5DEG
Test Speed: HIGH
Temperature:25.3°C
Operators:ZZX
Test Date:2023-09-26

γ Range: 0 - 90DEG
 γ Interval: 0.5DEG
Test System:EVERFINE GO-R5000_V2 SYSTEM V2.00.465
Humidity:65.0%
Test Distance:26.000m [K=0.4559]
Remarks:

EVERFINE GONIOPHOTOMETERS SYSTEM TEST REPORT

WEC AND CCEC

ρ_{cc}	80%			70%			50%			30%			10%			0	
ρ_w	50%	30%	10%	50%	30%	10%	50%	30%	10%	50%	30%	10%	50%	30%	10%	0	
ρ_{fc}	20%			20%			20%			20%			20%			0	
RCR	RCR:Room Cavity Ratio						Wall Exitance Coefficients (WEC)										
0.0																	
1.0	.241	.137	.043	.235	.134	.042	.222	.127	.041	.210	.121	.039	.199	.115	.037		
2.0	.233	.128	.039	.227	.125	.039	.216	.120	.037	.206	.115	.036	.196	.111	.035		
3.0	.221	.118	.035	.216	.116	.035	.206	.112	.034	.197	.108	.033	.189	.105	.032		
4.0	.208	.108	.032	.204	.107	.032	.195	.104	.031	.187	.101	.030	.180	.098	.030		
5.0	.196	.100	.029	.192	.099	.029	.185	.096	.028	.178	.094	.028	.171	.091	.027		
6.0	.185	.093	.027	.181	.092	.026	.175	.089	.026	.168	.087	.026	.162	.085	.025		
7.0	.174	.086	.024	.171	.085	.024	.165	.084	.024	.160	.082	.024	.154	.080	.024		
8.0	.165	.081	.023	.162	.080	.023	.157	.078	.022	.151	.077	.022	.147	.075	.022		
9.0	.156	.075	.021	.153	.075	.021	.149	.073	.021	.144	.072	.021	.140	.071	.020		
10.0	.148	.071	.020	.146	.070	.020	.141	.069	.019	.137	.068	.019	.133	.067	.019		

ρ_{cc}	80%			70%			50%			30%			10%			0
ρ_w	50%	30%	10%	50%	30%	10%	50%	30%	10%	50%	30%	10%	50%	30%	10%	0
ρ_{fc}	20%			20%			20%			20%			20%			0
RCR	RCR:Room Cavity Ratio						Ceiling Cavity Exitance Coefficients (CCEC)									
0.0	.190	.190	.190	.163	.163	.163	.111	.111	.111	.064	.064	.064	.020	.020	.020	
1.0	.176	.157	.140	.150	.135	.120	.103	.093	.083	.059	.054	.048	.019	.017	.016	
2.0	.164	.132	.105	.141	.114	.091	.097	.079	.063	.056	.046	.037	.018	.015	.012	
3.0	.155	.114	.081	.133	.098	.070	.091	.068	.049	.053	.040	.029	.017	.013	.010	
4.0	.147	.100	.064	.126	.086	.056	.087	.060	.039	.050	.035	.023	.016	.011	.008	
5.0	.139	.089	.052	.120	.077	.045	.082	.054	.032	.048	.032	.019	.015	.010	.006	
6.0	.133	.081	.043	.114	.070	.038	.079	.049	.027	.046	.029	.016	.015	.009	.005	
7.0	.126	.073	.037	.109	.064	.032	.075	.045	.023	.044	.026	.013	.014	.009	.004	
8.0	.120	.068	.031	.104	.059	.027	.072	.041	.019	.042	.024	.012	.013	.008	.004	
9.0	.115	.063	.027	.099	.054	.024	.069	.038	.017	.040	.023	.010	.013	.007	.003	
10.0	.110	.058	.024	.095	.051	.021	.066	.036	.015	.038	.021	.009	.012	.007	.003	

C Range: 0 - 360DEG
 C Interval: 22.5DEG
 Test Speed: HIGH
 Temperature:25.3°C
 Operators:ZZX
 Test Date:2023-09-26

γ Range: 0 - 90DEG
 γ Interval: 0.5DEG
 Test System:EVERFINE GO-R5000_V2 SYSTEM V2.00.465
 Humidity:65.0%
 Test Distance:26.000m [K=0.4559]
 Remarks:

EVERFINE GONIOPHOTOMETERS SYSTEM TEST REPORT

UGR(Unified Glare Rating) Table

ceiling/cavity		0.7	0.7	0.5	0.5	0.3	0.7	0.7	0.5	0.5	0.3
walls		0.5	0.3	0.5	0.3	0.3	0.5	0.3	0.5	0.3	0.3
working plane		0.2	0.2	0.2	0.2	0.2	0.2	0.2	0.2	0.2	0.2
Room dimensions		Viewed crosswise					Viewed endwise				
x = 2H y = 2H	2H	25.0	26.4	25.3	26.7	27.0	25.0	26.4	25.3	26.7	27.0
	3H	25.7	26.9	26.1	27.3	27.6	25.7	26.9	26.1	27.3	27.6
	4H	25.9	27.1	26.3	27.4	27.8	25.9	27.1	26.3	27.4	27.8
	6H	26.1	27.1	26.5	27.5	27.9	26.1	27.1	26.5	27.5	27.9
	8H	26.1	27.1	26.5	27.5	27.9	26.1	27.1	26.5	27.5	27.9
	12H	26.1	27.1	26.5	27.4	27.9	26.1	27.1	26.5	27.4	27.9
	4H	25.2	26.4	25.6	26.7	27.1	25.2	26.4	25.6	26.7	27.1
	3H	26.1	27.0	26.5	27.4	27.8	26.1	27.0	26.5	27.4	27.8
	4H	26.4	27.2	26.8	27.7	28.1	26.4	27.2	26.8	27.7	28.1
	6H	26.6	27.4	27.1	27.8	28.3	26.6	27.4	27.1	27.8	28.3
	8H	26.7	27.4	27.1	27.8	28.3	26.7	27.4	27.1	27.8	28.3
	12H	26.7	27.3	27.2	27.8	28.3	26.7	27.3	27.2	27.8	28.3
8H	4H	26.5	27.1	26.9	27.6	28.1	26.5	27.1	26.9	27.6	28.1
	6H	26.8	27.3	27.3	27.8	28.3	26.8	27.3	27.3	27.8	28.3
	8H	26.9	27.3	27.4	27.9	28.4	26.9	27.3	27.4	27.9	28.4
	12H	26.9	27.4	27.4	27.9	28.4	26.9	27.4	27.4	27.9	28.4
12H	4H	26.5	27.1	26.9	27.5	28.0	26.5	27.1	26.9	27.5	28.0
	6H	26.8	27.3	27.3	27.7	28.3	26.8	27.3	27.3	27.7	28.3
	8H	26.9	27.3	27.4	27.8	28.4	26.9	27.3	27.4	27.8	28.4
CIE190: 2010											

CIE190: 2010
Area: 0.0502 m2

C Range: 0 - 360DEG
C Interval: 22.5DEG
Test Speed: HIGH
Temperature:25.3°C
Operators:ZZX
Test Date:2023-09-26

γ Range: 0 - 90DEG
 γ Interval: 0.5DEG
Test System:EVERFINE GO-R5000_V2 SYSTEM V2.00.465
Humidity:65.0%
Test Distance:26.000m [K=0.4559]
Remarks:

EVERFINE GONIOPHOTOMETERS SYSTEM TEST REPORT

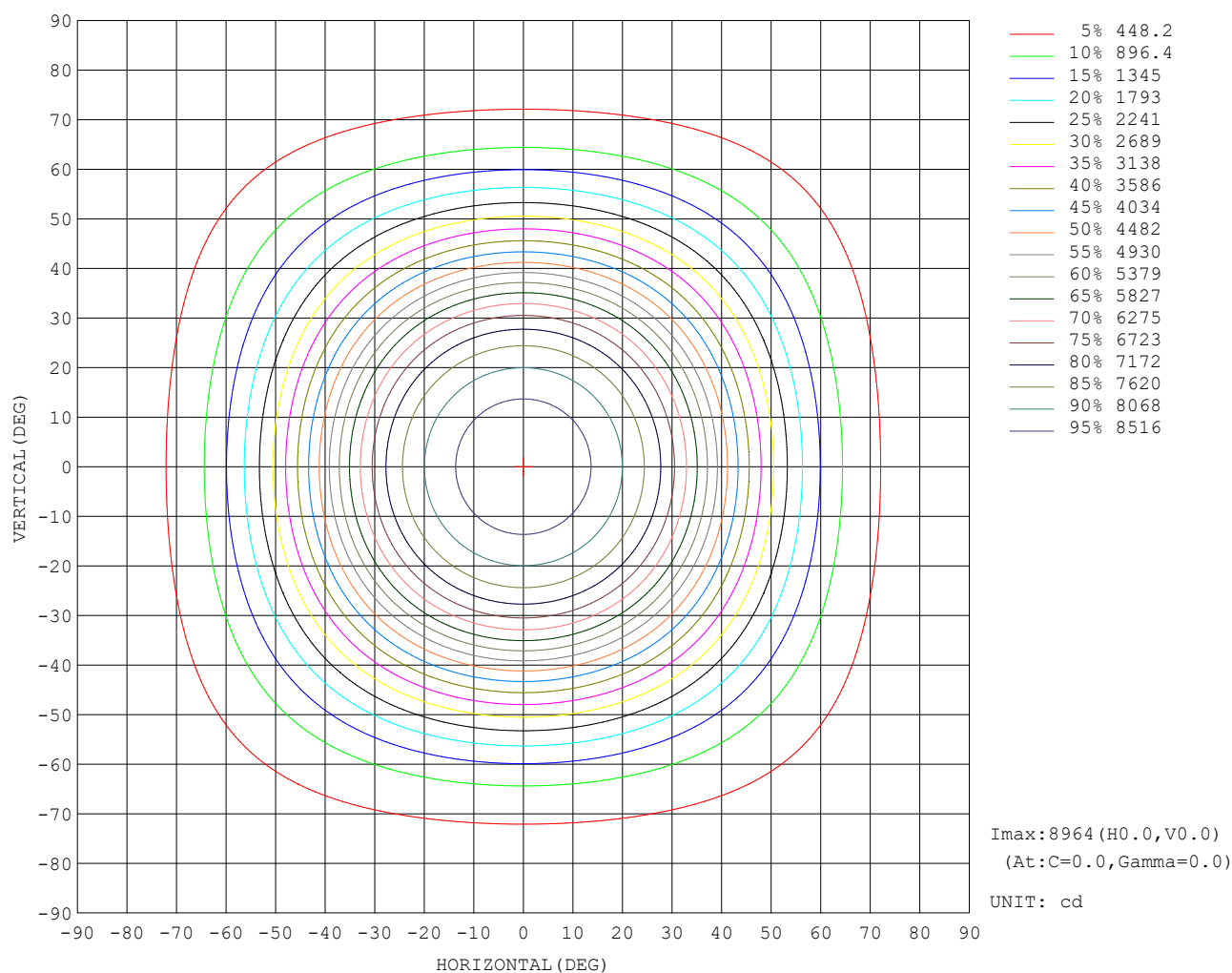
UTILIZATION FACTORS TABLE

REFLECTANCE										
Ceiling	0.8	0.8	0.8	0.7	0.7	0.7	0.5	0.5	0.5	0
Walls	0.7	0.5	0.3	0.7	0.5	0.3	0.7	0.5	0.3	0
Working plane	0.2	0.2	0.2	0.2	0.2	0.2	0.2	0.2	0.2	0
ROOM INDEX	UTILIZATION FACTORS (PERCENT) $k(RI) \times RCR = 5$									
$k = 0.60$	68	59	53	68	58	53	67	58	53	47
0.80	78	69	63	77	68	63	76	68	62	57
1.00	86	77	71	85	77	71	83	77	70	65
1.25	92	84	78	91	83	78	88	82	77	71
1.50	96	89	83	95	88	83	92	86	82	76
2.00	101	95	90	100	94	89	97	92	88	81
2.50	104	98	94	102	97	93	99	95	91	84
3.00	107	102	98	105	100	96	101	97	94	87
4.00	110	106	102	108	104	101	104	101	98	90
5.00	112	108	105	109	106	103	105	102	100	92
ROOM INDEX	UF(total)									Direct
According to DIN EN 13032-2 2004				Suspended				SHRNOM = 1.25		

C Range: 0 - 360DEG
 C Interval: 22.5DEG
 Test Speed: HIGH
 Temperature: 25.3°C
 Operators: ZZX
 Test Date: 2023-09-26

γ Range: 0 - 90DEG
 γ Interval: 0.5DEG
 Test System: EVERFINE GO-R5000_V2 SYSTEM V2.00.465
 Humidity: 65.0%
 Test Distance: 26.000m [K=0.4559]
 Remarks:

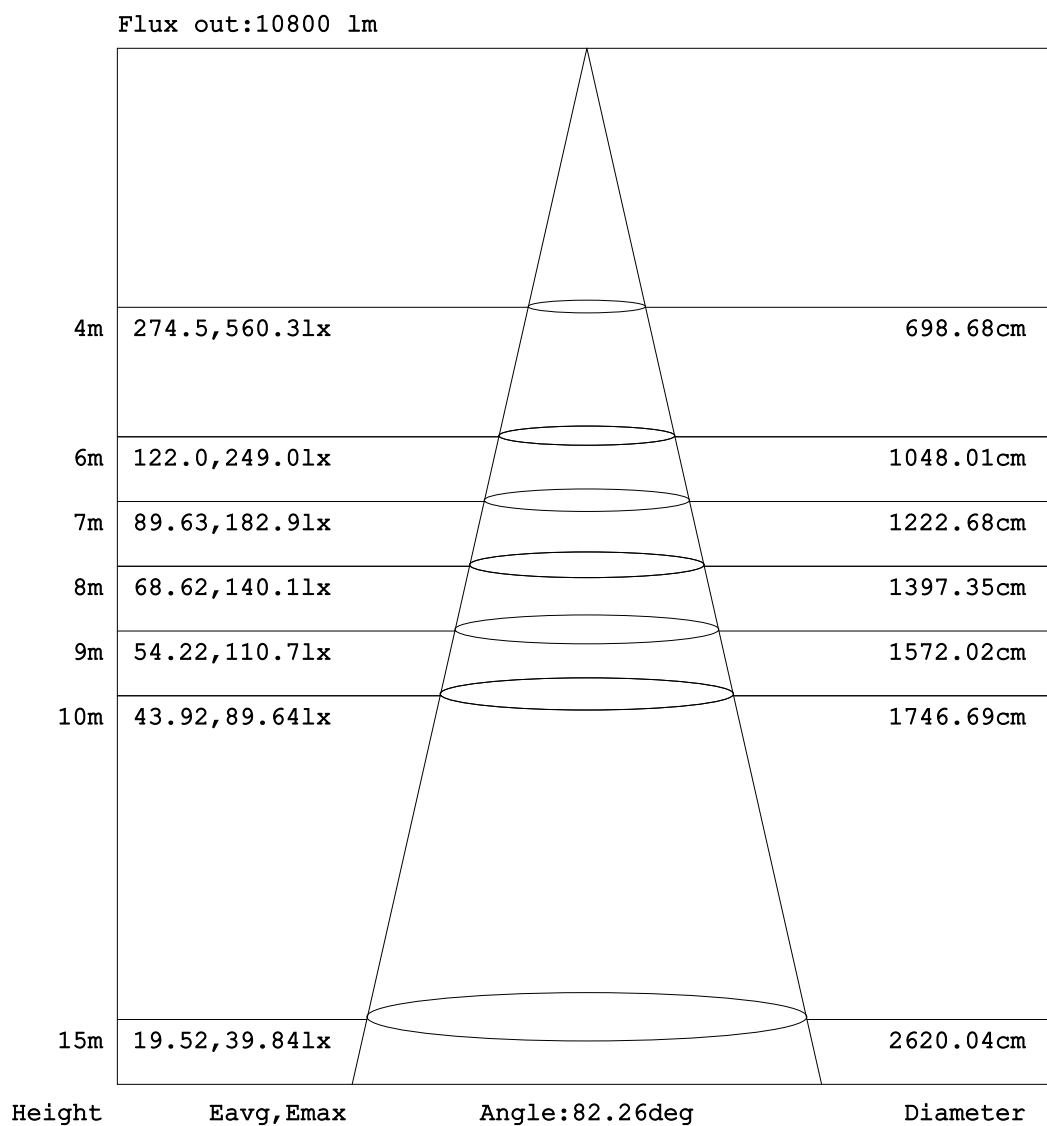
ISOCANDELA DIAGRAM



C Range: 0 - 360DEG
C Interval: 22.5DEG
Test Speed: HIGH
Temperature:25.3°C
Operators:ZZX
Test Date:2023-09-26

γ Range: 0 - 90DEG
 γ Interval: 0.5DEG
Test System:EVERFINE GO-R5000_V2 SYSTEM V2.00.465
Humidity:65.0%
Test Distance:26.000m [K=0.4559]
Remarks:

AAI Figure



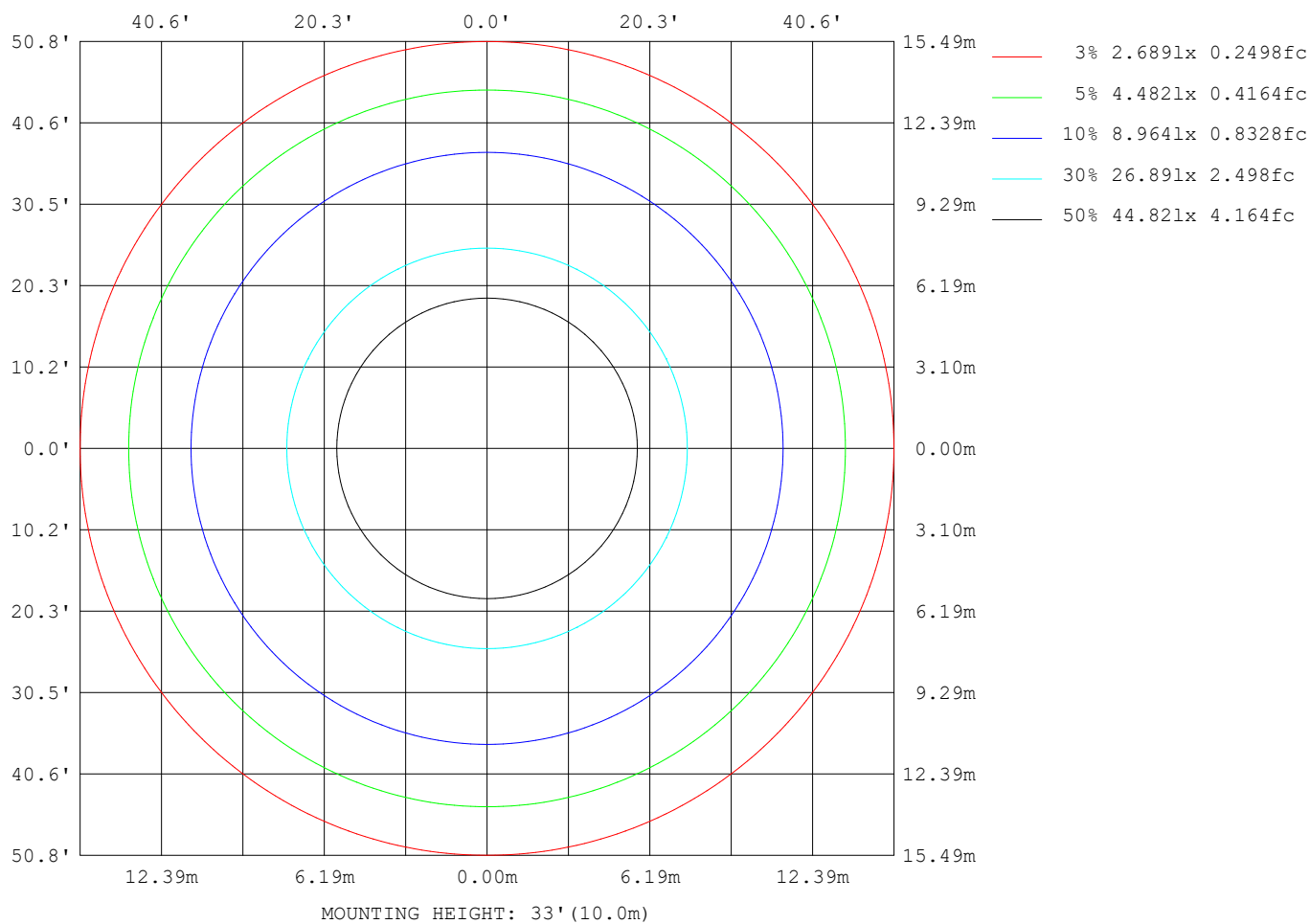
Note:The Curves indicate the illuminated area and the average illumination when the luminaire is at different distance.

C Range: 0 - 360DEG
C Interval: 22.5DEG
Test Speed: HIGH
Temperature:25.3°C
Operators:ZZX
Test Date:2023-09-26

γ Range: 0 - 90DEG
 γ Interval: 0.5DEG
Test System:EVERFINE GO-R5000_V2 SYSTEM V2.00.465
Humidity:65.0%
Test Distance:26.000m [K=0.4559]
Remarks:

EVERFINE GONIOPHOTOMETERS SYSTEM TEST REPORT

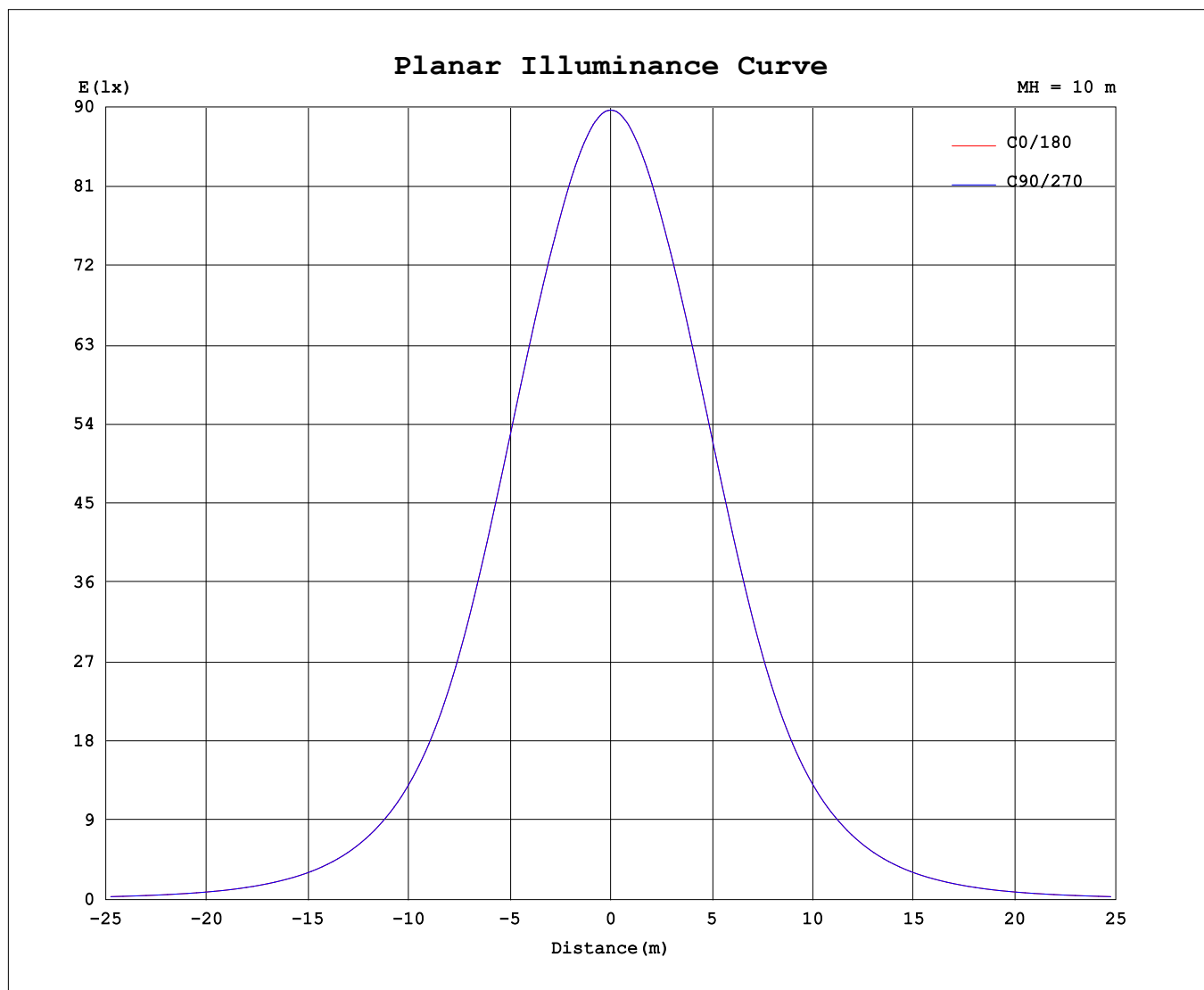
ISOLUX DIAGRAM



C Range: 0 - 360DEG
C Interval: 22.5DEG
Test Speed: HIGH
Temperature: 25.3°C
Operators: ZZK
Test Date: 2023-09-26

γ Range: 0 - 90DEG
 γ Interval: 0.5DEG
Test System: EVERFINE GO-R5000_V2 SYSTEM V2.00.465
Humidity: 65.0%
Test Distance: 26.000m [K=0.4559]
Remarks:

Planar Illuminance Curve



C Range: 0 - 360DEG
C Interval: 22.5DEG
Test Speed: HIGH
Temperature: 25.3°C
Operators: ZZX
Test Date: 2023-09-26

γ Range: 0 - 90DEG
 γ Interval: 0.5DEG
Test System: EVERFINE GO-R5000_V2 SYSTEM V2.00.465
Humidity: 65.0%
Test Distance: 26.000m [K=0.4559]
Remarks:

LUMINOUS DISTRIBUTION INTENSITY DATA

Table--1

UNIT: cd

[illegible]

C Range: 0 - 360DEG
C Interval: 22.5DEG
Test Speed: HIGH
Temperature: 25.3°C
Operators: ZZX
Test Date: 2023-09-26

```

γ Range: 0 - 90DEG
γ Interval: 0.5DEG
Test System:EVERFINE GO-R5000_V2 SYSTEM V2.00.465
Humidity:65.0%
Test Distance:26.000m [K=0.4559]
Remarks:

```